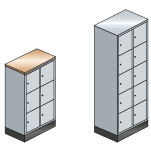
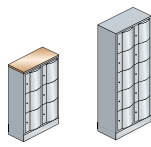
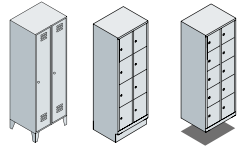
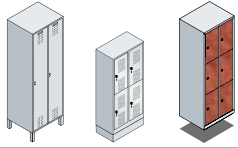
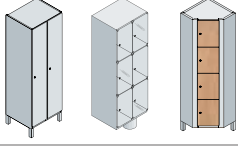
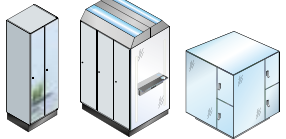


# Which series is suitable for what?

Based on a number of factors, you can easily establish which locker series best suits your desired field of application. For orientation purposes, this double page includes short descriptions of the series as well as suitability overviews. As you can see, C+P - market leader for steel furnishings - has even more assembled box locker solutions to offer:

			Child care facilities	Schools
 <p>S 4000 <i>Intro</i></p>	<p><b>The sturdy lockers with many different compartment sizes</b></p> <p>Special features:</p> <ul style="list-style-type: none"> <li>■ Biggest range of compartment dimensions</li> <li>■ Single-walled and double-walled doors</li> <li>■ Extra depth of 590 mm</li> </ul>	●	●	
 <p>S 5000 <i>Resisto</i></p>	<p><b>The "vandal-resistant" lockers</b></p> <p>Special features:</p> <ul style="list-style-type: none"> <li>■ Special doors made of steel 1.5 mm thick</li> <li>■ "vandal-resistant" school lockers</li> <li>■ Extra depths of 640 and 740 mm</li> </ul>	●	●	
<b>Additional locker series with security compartments:</b>				
 <p>S 2000 <i>Classic</i></p>	<p><b>The timeless basic range</b></p> <p>Special features:</p> <ul style="list-style-type: none"> <li>■ Cost-effective complete range</li> <li>■ Classic design</li> </ul>	○	○	
 <p>S 3000 <i>Erolo</i></p>	<p><b>The evolution of a classic</b></p> <p>Special features:</p> <ul style="list-style-type: none"> <li>■ Attractive complete range</li> <li>■ An advancement of the basic design</li> <li>■ Exchangeable door-front concept</li> </ul>	●	●	
 <p>S 6000 <i>Cambio</i></p>	<p><b>Excellence in technology and design</b></p> <p>Special features:</p> <ul style="list-style-type: none"> <li>■ Range with system body that can be reconfigured later</li> <li>■ Practically unlimited options for design and interior fittings!</li> </ul>	●	●	
 <p>S 7000 <i>Prefino</i></p>	<p><b>The highlight for maximum requirements</b></p> <p>Special features:</p> <ul style="list-style-type: none"> <li>■ Top range with extra spacious lockers</li> <li>■ Double-walled design</li> <li>■ Optimal use of space and interior design</li> </ul>	●	●	



S 4000 Intro series



S 5000 Resisto series



# Overview of locker series



**For additional assembled box locker solutions, please see the relevant product series brochures**

*Request one today or download one as a PDF file at [www.cp-furniture.com](http://www.cp-furniture.com)*

Universities/ Educational facilities	Sports, fitness, and wellness facilities	Office and Administration	Industrial/Trade	Shopping centers/ Specialist retailers	Event venues/ trade fairs	Hotels	Hospitals
●	●	●	●	●	●	●	●
●	●	●	●	●	●	●	●
○	●	○	●	●	○	○	●
●	●	●	●	●	●	●	●
●	●	●	●	●	●	●	●
●	●	●	●	●	●	●	●

- optimally suited
- ◐ suited to some extent
- less suited

